


Fig. 2

Effect of ...


Text describing the experiment and results for Fig. 2.

Fig. 3




Caption for Fig. 3.

Fig. 4




Caption for Fig. 4.

Fig. 5



Caption for Fig. 5.

Fig. 6



Caption for Fig. 6.

Fig. 7




Caption for Fig. 7.

Fig. 8



Caption for Fig. 8.

Fig. 9




Caption for Fig. 9.

Fig. 10




Caption for Fig. 10.

Fig. 11



Caption for Fig. 11.




Caption for Fig. 12.

Fig. 13




Caption for Fig. 13.

Fig. 14




Caption for Fig. 14.

Fig. 15



Caption for Fig. 15.

Fig. 16



Caption for Fig. 16.



Caption for Fig. 17.

Fig. 18




Caption for Fig. 18.

Fig. 19



Caption for Fig. 19.

Fig. 20



Caption for Fig. 20.

Fig. 21



Caption for Fig. 21.

Text block on the right side of page 169, likely a continuation of the article.